

Wheel Balancer Accessories

For Hunter GSP and DSP Wheel Balancers

**New Cone and
Collet Packages
Help Service Most
Tire and Wheel
Combinations!**

HUNTER
Engineering Company





StraightTrak® Lateral Force Measurement

The optional StraightTrak® LFM feature measures lateral tire force during the GSP9700's Road Force Measurement® test. Lateral force information is applied to a set of tires by the GSP9700, providing the operator with multiple placement choices on the vehicle.

**Factory
Installed
Feature**



Optional AutoClamp Feature*

The optional AutoClamp feature saves time and energy. Clamp adaptor is positioned and tightened automatically. There are no time consuming shaft threads to take-up and no additional wing nut tightening required.

**Factory
Installed
Feature**



Hunter Wheel Lift System

Optional integrated Wheel Lift System helps technicians safely service today's oversized custom, light-truck and medium-duty commercial wheels quickly and easily.

GSP Series Printer Package and Storage Kit

**Factory or
Field Installed
Feature**



Inkjet printer available as a factory installed option on Hunter GSP wheel balancers.

Available for GSP9720/9200 models:

20-2143-1 Ink Jet Color Printer and Side Storage Support Kit

20-2144-1 † Ink Jet Color Printer and Rear Column Storage Support Kit (not shown).

20-2083-1 † Rear Column Storage Kit (not shown).

**Factory
Installed
Feature**



Double Dataset® Automatic Input Arms

Simply place Dataset® arms to "touch" any chosen inner and outer weight position, and the balancer automatically records all measurements.

For clip-on weights:

Provides simultaneous automatic measurement for distance, width and diameter.

For tape weights:

Measures distance, width and diameter for both weight planes automatically.

HammerHead™ TDC Clip-Weight Placement Laser System

The HammerHead™ laser is a new aid for GSP wheel balancers that speeds clip-weight balancing services. The ServoDrive activated laser lines are projected onto the rim flange when the wheel weight position is located. The system helps to increase balance accuracy, productivity and shop profitability. The fluorescent lighted laser box also illuminates the operator's work area.

The HammerHead TDC Clip-Weight Placement Laser System can be ordered with GSP balancers in group configurations or as a line item add-on. **20-2166-1**

NEW!

**Factory or
Field Installed
Feature**



Due to continued development of new wheel designs and lack of standardization, traditional wheel balancer cone sets often do not address the needs of today's wheels.

In order to better meet your individual service needs, Hunter offers a selection of cone and collet packages designed to service most tire and wheel combinations.

Hunter wheel balancers DO NOT include a standardized set of mounting adaptors.



Wheel Mounting Adaptor Kits:

Basic Kits

Fits the majority of passenger-car and light-truck wheels up to 3/4-ton capacity. Additional accessories may be required for some wheel applications. (See page 4 for kit details)

Choose One

**20-1167-1
Standard-Taper
Cones[†]**

Or

**20-1626-1
Low-Taper
Cones**

Preferred Kits

Fits the majority of passenger-car and light-truck wheels including 1-ton capacity. Improved centering fitment and wheel protection over basic cone sets. (See page 5 for kit details)

Choose One

**20-2140-1
Standard-Taper Cones,
Fixed Flange Plate Kit
and Accessories[†]**

Or

**20-2152-1
Standard-Taper Cones,
Adjustable Flange Plate
Kit and Accessories[†]**

**20-2141-1
Low-Taper Cones,
Fixed Flange Plate Kit
and Accessories**

**20-2153-1
Low-Taper Cones,
Adjustable Flange Plate
Kit and Accessories**

Precision Kit

Fits the majority of passenger-car and light-truck wheels including 1-ton capacity. Superior centering fitment and wheel protection on virtually all OEM and aftermarket applications. (See page 6 for kit details)

Or

**20-2142-1
Direct-Fit Collets,
Fixed Flange Plate Kit
and Accessories**

**20-2154-1
Direct-Fit Collets,
Adjustable Flange Plate
Kit and Accessories**

Truck Kit

Fits the majority of passenger-car and light-truck wheels including 1-ton capacity. Superior centering fitment and wheel protection on virtually all OEM and aftermarket applications. (See page 6 for kit details)

**20-1937-1
Medium-Duty
Truck Kit**

[†] Standard-taper cones are not recommended for Road Force[®] and runout measurements.



Select a Wheel Mounting Adaptor Kit to Match Your Service Needs

Basic Kits



20-1167-1 Standard-Taper Cone Kit†

Fits the majority of passenger-car and light-truck wheels up to 3/4-ton capacity. Additional accessories may be required for some wheel applications. Range: 1.69"-5.18".

(See page 10 for kit details)

† Standard-taper cones are not recommended for Hunter GSP9700 Road Force Measurement® System.



20-1626-1 Low-Taper Cones

Fits the majority of passenger-car and light-truck wheels up to 3/4-ton capacity. Consists of 7 low-taper cones: 5 passenger car and 2 light truck. Range: 1.69"-5.18"

(See page 10 for kit details)

Hunter wheel balancers *DO NOT* include a standardized set of mounting adaptors.



Hunter DSP9222DD



Hunter GSP972203

Preferred Kits

Fits the majority of passenger-car and light-truck wheels including 1-ton capacity. Consists of 4 basic standard-taper cones, 4 in-between sized, short-depth cones, light-truck/performance wheel spacer ring, multi-fit flange plate kit and storage trolley. Range: 1.69"-5.18".

20-2140-1 Standard-Taper Cones and Fixed Flange Plate Mounting Kit†

Kit includes:

- A. 20-1328-1** In-Between Cone and Spacer Kit
(See page 11 for kit details)
- B. 175-392-1** 6" Clamping Cup (See page 13 for details)
- C. 20-1167-1** Standard-Taper Cones (See page 10 for kit details)
- D. 20-2123-2** Fixed Flange Plates and Studs Kit
(See page 8 for kit details)
- E. 56-47-3** Storage Trolley (Not shown- see page 10 for details)
- F. 106-157-2** Protector Sleeve (Not shown- see page 13 for details)

20-2152-1 Standard-Taper Cones, Adjustable Flange Plate Kit and Accessories†

This kit is the same as 20-2140-1 but does not include 20-2123-2 Flange Plates and Studs Kit.

Kit includes:

- G. 20-1839-1** Adjustable Flange Plate and Stud Kit
(See page 8 for kit details)

† Not recommended for Hunter GSP9700 Road Force Measurement® System.

Fits the majority of passenger-car and light-truck wheels including 1-ton capacity. Improved centering coverage over basic cone sets. Consists of 7 basic low-taper cones, 4 in-between sized, short depth cones, light-truck/performance wheel spacer ring, multi-fit flange plate kit and storage trolley. Range: 1.69"-5.18".

20-2141-1 Low-Taper Cones and Fixed Flange Plate Mounting Kit

Kit includes:



- A. 20-1626-1** Low-Taper Cone Kit (See page 10 for kit details)
- B. 175-392-1** 6" Clamping Cup (See page 13 for details)
- C. 20-1328-1** In-Between Cone and Spacer Kit
(See page 11 for kit details)
- D. 20-2123-2** Fixed Flange Plate and Stud Kit
(See page 8 for kit details)
- E. 56-47-3** Storage Trolley (Not shown- see page 10 for details)
- F. 106-157-2** Protector Sleeve (Not shown- see page 13 for details)

20-2153-1 Low-Taper Cones, Adjustable Flange Plate Kit and Accessories

This kit is the same as 20-2141-1 but does not include 20-2123-2 Flange Plates and Studs Kit.

Kit includes:

- G. 20-1839-1** Adjustable Flange Plate and Stud Kit
(See page 8 for kit details)



Precision Kit

20-2142-1 Direct-Fit Collet and Fixed Flange Plate Mounting Kit

Fits the majority of passenger-car and light-truck wheels including 1-ton capacity. Superior centering and fitment coverage on virtually all OEM and aftermarket applications. Consists of 19 direct-fit collets in specialized low-taper, short-depth design. Each collet has two sides for 38 size choices. Includes collet selection gauge, light truck/performance wheel spacer ring, multi-fit flange plate kit and storage trolley. Range: 2.10"-5.18"

Kit includes:

- A. 20-1846-1** Direct-Fit Collet Kit: 3/4-Ton and Import
(See page 9 for kit details)
- B. 20-1845-1** Direct-Fit Collet Kit: Passenger Car and Light Truck
(See page 9 for kit details)
- C. 46-433-2** Performance Wheel & Light Truck Spacer
(See page 14 for details)
- D. 175-392-1** 6" Clamping Cup
(See page 13 for details)
- E. 106-157-2** Protector Sleeve
(See page 13 for details)
- F. 20-2123-2** Fixed Flange Plates and Studs Kit
(See page 8 for kit details)
- G. 56-47-3** Storage Trolley
(Not shown- see page 10 for details)

20-2154-1 Direct-Fit Collets, Adjustable Flange Plate Kit and Accessories

This kit is the same as 20-2142-1 but does not include 20-2123-2 Flange Plates and Studs Kit.

Kit includes:

- H. 20-1839-1** Adjustable Flange Plate and Stud Kit
(See page 8 for kit details)

20-2142-1



20-2154-1



Truck Kit

20-1937-1 Medium-Duty Truck Kit

Fits the majority of medium-duty truck wheels. Superior centering and fitment coverage on OEM and aftermarket applications. Consists of 2 Extra Large Truck Cones, 2 Spacers and TruckChuck™ Kit. Range: 3.13"-9.13".

Kit includes:

- A. 20-1207-1** Extra Large Truck Cone Kit (for use with 19.5" wheels)
(See page 12 for kit details)
- B. 20-1929-1** Medium-Duty Truck Cone Kit
(See page 12 for kit details)
- C. 20-1602-1** TruckChuck Balancing Kit**
(See page 15 for kit details)

20-1937-1





- A. 106-82-2** Sleeve, Scratch Guard for Small Cup
- B. 175-353-1** Polymer Cup (4.5" O.D.)
- C. 76-433-1** High-Torque Steel Wing Nut*
- D. 221-658-2** Hammer Heads (4)
- E. 46-320-2** Spacer
- F. 221-589-2** Weight Hammer/Pliers
- G. 20-1650-1** Rim Tags (GSP9700 only)
- H. 221-659-2** Adhesive Weight Scraper
- I. 223-68-1** Pressure Ring
- J. 65-72-2** Balance Calibration Weight

Not shown:

- 221-563-1** Caliper (Supplied with DSP9612D only)
- 214-122-1** Balancer Cone Application Chart (DSP9600/9200/9100)

Operation Manual GSP9700: Form 4202T,
GSP9200: Form 5526T, DSP9600: Form 5064T



**221-672-1
Optional Calibration Tool**

For load roller and Dataset® arms.
(GSP and DSP models)



GSP Series Software Updates

Software updates can be made by the user simply by installing a new program cartridge (recalibration may be required). Includes release notes and operation manual.

GSP9710/GSP9702

- 20-1453-1** Software Cartridge (no SmartWeight®)
- 20-2046-1** SmartWeight® Upgrade and Software Cartridge

GSP9610

- 20-1882-00** Software Cartridge (no SmartWeight®)
- 20-2047-1** SmartWeight® Upgrade and Software Cartridge



GSP9700 Languages Available:

English (USA), Dutch, French (Canada), German, Italian, Japanese, Korean, Polish, Portuguese, Spanish (Latin America) and Spanish (Spain).



- A. 221-563-1** Caliper, rim width/internal diameter
- B. 214-122-2** Balancer Application Chart (DSP9100 only)
- C. 106-82-2** Sleeve, Scratch Guard for 4.5" Cup
- D. 175-353-1** Polymer Cup (4.5" O.D.)
- E. 76-432-1** Steel Wing Nut
- F. 221-658-2** Hammer Heads (4)
- G. 46-320-2** Spacer
- H. 221-589-2** Weight Hammer/Pliers
- I. 221-659-2** Adhesive Weight Scraper
- J. 223-68-1** Pressure Ring
- K. 65-72-2** Balance Calibration Weight

Not shown: **Operation Manual** DSP9600/9100: Form 5064T, DSP7700: Form 4244T.

* Standard on DSP9600. GSP balancers may be equipped with 76-433-1, 76-438-2 or AutoClamp feature.



20-1839-1 Adjustable Flange Plate and Stud Kit

The preferred recommendation when choosing a flange plate kit for maximum application coverage. Single-plate sliding bolt circle design with interchangeable pins provides quick setup and universal fitment. The kit adapts to 3-, 4-, 5-, 6-, 7- and 8-lug bolt circles with infinite adjustability. Fits future vehicle bolt circles that have yet to be released.

The maximum bolt circle diameter is 6.70" (170 mm) and minimum diameter is 3.85" (98 mm). The kit contains much fewer pieces and is more economical than multiple flange plate kits. All pins use compressible studs allowing more accurate centering when clamping on uneven wheel lug seat surfaces. This mounting method is the most accurate of all choices.

Kit includes:

- A. 175-355-1** Adjustable Flange Plate with Locking Knob
- B. 106-143-2** Conical End Pin Sleeve (7), 1" diameter, 2.00" long [Shown with 135-378-1 Pin Assemblies (7)], 1.00" long
- C. 106-145-2** Conical End Pin Sleeve (5), 3/4" diameter, 2.50" long
- D. 106-144-2** Spherical End Pin Sleeve (5), 7/8" diameter, 2.00" long
- E. 67-676-1** Pin Storage Rack *(Not shown - pictured with 20-1879-1 on page 10)*

Optional Pin End Kits

- 20-2110-1** Pin End Kit - Long 3/4" O.D., set of five pins (106-150-2) used with adjustable flange plate (not included in 20-1839-1). Depending on wheel offset and width, these pins may only be compatible when used with the GSP/DSP9200 series wheel balancers. 3.25" long
- 20-2111-1** Pin End Kit - Spherical End, set of five pins (106-149-2) used with adjustable flange plate (not included in 20-1839-1). Depending on wheel offset and width, these pins may only be compatible when used with the GSP/DSP9200 series wheel balancers. 3.25" long



20-2123-2 Fixed Flange Plates and Stud Kit

Wheel bolt circles are defined in a fixed flange plate kit. Kit consists of 4 flange plates in 4-, 5-, 6-, 7- and 8-lug bolt circles with three sets of added plug-in studs. No storage provided.

Kit includes:

- A.175-385-2[†]** Bolt patterns include 4 x 3.75", 4 x 98mm, 4 x 100mm, 4 x 4.00", 4 x 108mm, 4 x 4.50", 7 x 150mm and 8 (4) x 170mm.
- B.175-386-2[†]** Bolt patterns include 5 x 98mm, 5 x 108mm, 5 x 110mm, 5 x 115mm, 5 x 4.75", 5 x 135mm and 6 (3) x 6.10".
- C.175-387-2[†]** Bolt patterns include 5 x 100mm, 5 x 112mm, 5 x 4.50", 5 x 120mm, 5 x 5.00", 5 x 127mm, 5 x 130mm, 5 x 5.50", 5 x 150mm and 5 x 6.50"
- D.175-388-2[†]** Bolt patterns include 6 (3) x 98mm, 6 (3) x 112mm, 6 (3) x 4.50", 6 (3) x 115mm, 6 (3) x 5.00", 6 (3) x 127mm, 6 (3) x 135mm, 6 (3) x 5.50" and 8 (4) x 6.50".
- E.175-389-2** Stud II Plug in - 80mm with tapered head.
- F.175-390-2** Stud III Plug in - 90mm with round head.
- G.175-391-2** Stud V Plug in - 100mm with tapered head.



20-2124-2 Trolley for Flange Plate Storage

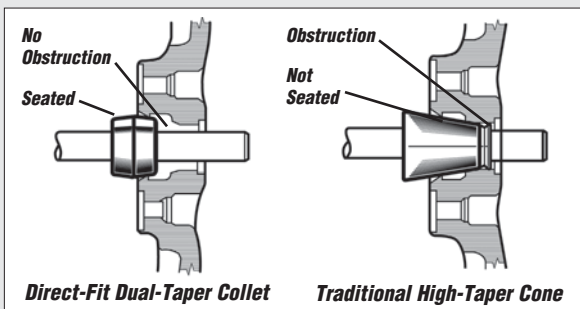
(Flange plates and studs shown are not included with trolley)

[†] Does not include plug-in stud kits. Part numbers for identification only not available individually.

The Advantage of Using Direct-Fit Collets

Precise wheel balancing relies on two critical conditions, (A) accurate center mounting and (B) distortion-free clamping while providing cosmetic wheel protection. To accurately mount a wheel, the center of the wheel must first be properly located on the balancer shaft. Contrary to popular belief, hub-centric and lug-centric wheels all use the hub bore as the center locating position of the wheel. The hub bore centerline is virtually the same as the lug holes.

Traditional high-taper, deep-depth cones often fail to fit properly within the bore of the wheel. The actual bore of the wheel (not the bore chamfer) is where centering takes place when the wheel is mounted on a vehicle. Many modern aluminum wheel designs cannot be properly mounted with traditional cones.



The low-taper of a direct-fit, dual-taper collet (versus the high-taper cone) offers better hub bore contact and prevents bottoming out on recently popular outer hubcap alloy wheel bore designs.

Take Your Wheel Balancing Accuracy to the Next Level With HunterPro...

20-1847-1 HunterPro Precision Wheel Centering Kit**†

Hunter's Precision Centering Kit provides the most precise and repeatable wheel centering on the broadest range of applications. The new high-performance flange plate and double-ended direct-fit collets enable accurate center mounting of the wheel and distortion-free clamping to the adaptor quickly, easily, and without damaging the wheel. *(Storage not included)*

Kit includes:

- A. 20-1845-1** Direct-Fit Collet Kit: Passenger Car/Light Truck
- B. 20-1839-1** Adjustable Flange Plate and Stud Kit



...Or Build Your Own Kit to Better Meet Your Service Needs



20-1845-1 Direct-Fit Collet Kit: Passenger Car / Light Truck (up to 1/2 ton)

Range: 2.100"-3.525" (53 mm-90 mm)

Kit includes:

- A. 192-154-2** 2.100"-2.325" (53 mm-59 mm)
- B. 192-155-2** 2.250"-2.475" (57 mm-63 mm)
- C. 192-156-2** 2.400"-2.625" (61 mm-67 mm)
- D. 192-157-2** 2.550"-2.775" (65 mm-70 mm)
- E. 192-158-2** 2.700"-2.925" (69 mm-74 mm)
- F. 192-159-2** 2.850"-3.075" (72 mm-78 mm)
- G. 192-160-2** 3.000"-3.225" (76 mm-82 mm)
- H. 192-161-2** 3.150"-3.375" (80 mm-86 mm)
- I. 192-162-2** 3.300"-3.525" (84 mm-90 mm)
- J. 20-1930-1** Cone Selection Gauge



20-1846-1 Direct-Fit Collet Kit: 3/4 Ton / Import

Range: 3.450"-5.175" (91 mm-131 mm).

Kit includes:

- A. 192-163-2** 3.450"-3.680" (88 mm-93 mm)
- B. 192-164-2** 3.600"-3.825" (91 mm-97 mm)
- C. 192-167-2** 3.750"-3.975" (95 mm-101 mm)
- D. 192-168-2** 3.900"-4.125" (99 mm-105 mm)
- E. 192-169-2** 4.050"-4.275" (103 mm-109 mm)
- F. 20-1931-1** Cone Selection Gauge
- G. 192-170-2** 4.200"-4.425" (107 mm-112 mm)††
- H. 192-172-2** 4.500"-4.725" (114 mm-120 mm)††
- I. 192-173-2** 4.650"-4.875" (118 mm-124 mm)††
- J. 192-174-2** 4.800"-5.025" (122 mm-128 mm)††
- K. 192-175-2** 4.950"-5.175" (126 mm-131 mm)††

Optional Direct-Fit Collet 192-176-2 5.10" - 5.35" See page 11 for details.



Precision Centering Accessories continued...



56-47-3 Trolley for Direct-Fit Collets, Flange Plates and Cone Storage

Provides organized storage and easy transportability to Direct-Fit collets, cones, flange plates and spacers.



20-1879-1 Collet Storage Rack Kit

Provides organized storage and easy accessibility for Direct-Fit collets on the GSP9710, GSP9610 and DSP9610 balancers. (Shown with optional 67-676-1 Pin Storage Rack.)


GSP & DSP Series Wheel Balancers

Cones and Cone Kits



214-122-2 Cone Application Guide

Cone identification flip-chart includes most vehicle applications and the recommended cone size choices that likely will fit the OE wheel. Also includes data on wheel weight type and lug nut torque specs. Standard on DSP9600/9200/9100 balancers.



20-1167-1 Basic Kit / Standard-Taper Cones †

Kit includes:

- A. 192-86-2** 1.69" - 2.56" (43 mm-65 mm)
- B. 192-87-2** 2.41" - 3.10" (61 mm-79 mm)
- C. 192-88-2** 2.94" - 3.63" (75 mm-92 mm)
- D. 192-89-2** 3.45" - 5.18" (88 mm-132 mm)

† Not recommended for Hunter GSP9700 Road Force Measurement® System.



20-1626-1 Basic Kit / Low-Taper Cones

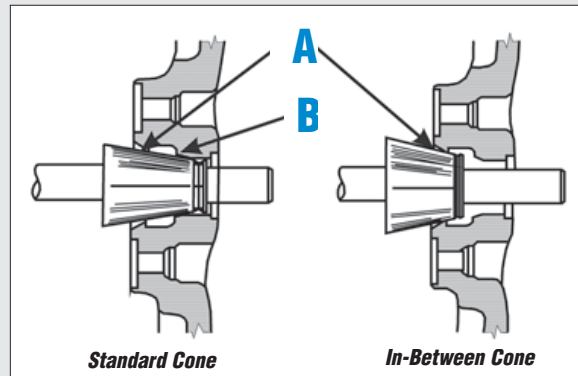
All with GSP Low-Degree Taper.

Kit includes:

- A. 192-51-2** 1.69" - 2.23" (43 mm-57 mm)
- B. 192-52-2** 2.15" - 2.58" (55 mm-66 mm)
- C. 192-53-2** 2.50" - 2.94" (64 mm-75 mm)
- D. 192-54-2** 2.85" - 3.28" (72 mm-83 mm)
- E. 192-55-2** 3.20" - 3.63" (81 mm-92 mm)
- F. 192-56-2** 3.45" - 4.36" (88 mm-111 mm)
- G. 192-57-2** 4.24" - 5.18" (108 mm-132 mm)

In-Between Cones vs. Standard Cones

In-Between Cones are used to attain proper hub bore seating (**A**) when standard cones fail to mount a wheel properly. They can be used when standard cones are too deep and contact the wheel at the extreme large or small end of the taper or when interference with rim obstructions (**B**) are encountered.



20-1328-1 In-Between Cone and Wheel Spacer Kit

Kit includes:

- A. 192-96-2** 2.15"- 2.83" (55 mm-72 mm)
- B. 192-97-2** 2.68"- 3.36" (68 mm-85 mm)
(Late Model Cadillac Seville, Chevrolet Venture, Chrysler LHS and others, Oldsmobile Silhouette, Pontiac Grand Prix and Transport)
- C. 192-98-2** 3.21"- 3.89" (82 mm-99 mm)
(Nissan Pathfinder)
- D. 192-99-2** 3.74"- 4.64" (95 mm-118 mm)
(Toyota Tacoma and Lexus LX470)
- E. 46-433-2** Performance Wheel and Light-Truck Spacer

Special Application Cones



OEM-specific cones are listed below (Photo showing 192-152-2 Range Rover cone).



192-165-2 Cone

(BMW-Special) Low-Taper Two-Step Design

2.783"- 2.913" (71 mm-74 mm)
2.200"- 2.279" (56 mm-58 mm)

- 192-131-2 Cone** (Honda - Special)
3.90"- 4.02" (99 mm-102 mm)
- 192-132-2 Cone** (Mercedes - Special)
2.50"- 2.94" (64 mm-74 mm)
- 192-147-2 Cone** (Porsche - Special)
2.69"- 2.94" (69 mm-74 mm)
- 192-148-2 Cone** (Mazda - Special)
2.57"- 2.94" (65 mm-74 mm)
- 192-152-2 Cone** (Range Rover - Special) 2.73"- 2.94" (69 mm-74 mm)




192-176-2 Direct-Fit Collet

Fits most aftermarket 8-lug alloy wheels for 3/4- and 1-ton light-truck chassis.

5.10"- 5.25" (129 mm-133 mm)
5.18"- 5.33" (131 mm-135 mm)

Optional Cones and Cone Kits continued...



20-1207-1 Extra Large Truck Cone Kit

Used when mounting single or dual truck wheels such as the Ford and GM 19.5" Accuride wheel.

Kit includes:

- A. 46-309-2** Wheel Spacer 8.00" O.D. x 6.30" I.D. x 1.53" (127 mm-168 mm) *(See page 14 for details)*
- B. 192-92-2** Extra Large Truck Cone 6.68" to 6.94" (170 mm-176 mm) used for extra large light trucks and motor homes.



20-1929-1 Medium-Duty Truck Cone Kit

Kit includes:

- A. 46-562-2** Wheel Spacer
- B. 192-178-2** Low-Taper Mounting Cone for 22.5" low-profile Accuride wheels with hub bore from 8.50" to 8.90" (216 mm-226 mm).

GSP & DSP Series Wheel Balancers

Wing Nuts and Shafts



76-433-1 High-Torque Steel Wing Nut

Forged steel wing nut with handles and bearing kit. Standard for DSP9600 balancers.



76-432-1 Steel Wing Nut

Forged steel wing nut with no handles. Standard for DSP9100 and DSP7700 balancers.



76-438-2 QuickNut Steel Wing Nut

Collapsing jaws allow fast clamping to standard threaded 40mm shafts on most DSP and GSP series wheel balancers.

20-2137-2 Repair Kit for QuickNut Steel Wing Nut

For QuickNut clamp wing nut 76-438-2. Kit includes cover, disc cam with lever, torison spring, threaded jaws (2), dowel pins (2), and screws (4). *(Not shown)*



184-81-1 Auto Clamp Hub

For use with any GSP balancer that is equipped with the AutoClamp feature.

Wing Nuts and Shafts continued...



97-480-1 Hub and Shaft Assembly

Standard on GSP9702 and DSP7701.



97-456-2 Shaft

Extended 9.5" shaft for DSP9500/9000/8500 balancers allows greater coverage on aftermarket wheels when using the TruckChuck or flange plates. Standard on DSP balancers manufactured after 4/2001.



97-531-2 Shaft

40mm shaft for use on GSP/DSP9200 and GSP9720 balancers.

GSP & DSP Series Wheel Balancers

Cups, Pressure Rings & Spacers



175-353-1 Cup

4.5" Clamping Cup with notchless design fits aluminum wing nuts 76-371-3 and 76-373-3, forged steel wing nuts 76-432-1 and 76-433-1, QuickNut 76-438-2, and AutoClamp feature.



175-316-1 Cup

4.5" Clamping Cup with dual notched design fits recessed wheel bores on aluminum wheels and aluminum wing nuts 76-390-1, 76-371-3 and 76-373-3, forged steel wing nuts 76-432-1 and 76-433-1, QuickNut 76-438-2, and AutoClamp feature.



175-217-1 Cup

4.75" Clamping Cup fits Quick Clamp Pro-Grip Kits and early cast iron GSP9700 wing nut 76-348-3.



175-159-1 Cup

4.5" Clamping Cup fits early DSP wing nut 76-255.



106-82-2 Protector Sleeve

Fits all 4.5" cups to protect finished wheel surfaces when using a cup to clamp.



106-157-2 Protector Sleeve

Fits all 6" cups to protect finished wheel surfaces when using a cup to clamp.



175-392-1 Cup

6" Clamping Cup fits aluminum wing nut 76-390-1, forged steel wing nuts 76-432-1 and 76-433-1, QuickNut 76-438-2, and AutoClamp feature.

Cups, Pressure Rings & Spacers continued...



175-324-1 Cup with Sleeve

9.0" alloy wheel clamping cup with replaceable protector sleeve.

Kit includes:

- A. 175-296-2 Clamp Cup
- B. 106-127-2 ALU Protective Sleeve



46-433-2 Performance Wheel & Light-Truck Spacer

(7.89" O.D. x 5.25" I.D. x 1.5")
Allows proper offset mounting of wide performance wheels. Achieves balance repeatability on many domestic 3/4- and 1-ton truck rims, including "duallies." Required for Dodge Viper rear wheels. Not compatible with the Extra Large Truck Cone, 192-92-2.



46-309-2 Extra Large Truck Cone Wheel Spacer

(8.00" O.D. x 6.30" I.D. x 1.53")
For use when front-cone mounting Extra Large Truck Cone, 192-92-2. Not recommended for 16" and 16.5" "duallies" (see 46-433-2).



46-320-2 Spacer

Polymer washer increases back cone centering pressure when back cone mounting wheel bore and extreme large end of the cone is used.



223-53-2 Pressure Ring

Fits early GSP and Quick Clamp Pro-Grip wing nuts. Protects metal-to-metal contact, significantly increasing clamping force.



46-511-2 Small Wheel Spacer

Designed to use with wheels with small hubs such as a Mini Cooper. Reduces hub face inside diameter to 3.58".



76-379-2 Threaded Shaft Ring

Prevents cone or collet from sliding off the balancer shaft when removing assembly from the balancer. Not recommended unless same cone is used repeatedly.




223-68-1 Pressure Ring

Fits both aluminum DSP and GSP wing nuts. Prevents metal-to-metal contact, significantly increasing clamping force.



175-379-2 Spacer Bushing

Porsche Cayenne alloy wheel mounting protector replaces the need to use a flange plate for front wheel protection while back cone mounting.



20-1602-1 TruckChuck™ Wheel and Drum Balancing Kit**

Three-Jaw Chuck Adaptor for factory steel and some aluminum wheels with centering holes from 3.13" to 7.13". Offers the advantage of high centering accuracy and optimum balance repeatability combined with speed and ease of setup.

Kit includes:

A. 175-286-2 Three-Jaw Chuck Adaptor

Shown with 20-1603-2 Jaw Kit.

B. 20-1854-2 Heavy-Duty Extended Jaw Kit

For wheels with centering holes from 5.13" to 9.13".

C. 175-296-2 Clamp Cup


Shown with 106-127-2 ALU Protective Sleeve.



The TruckChuck™ balancing kit is used on the mounting pad side of medium-duty and light-truck wheels.

Benefits of Using the TruckChuck™ Kit:

- Centering accuracy is not affected by the weight of wheel.
- Does not require lifting wheel while tightening wing nut.
- Mounting chuck inside offset "duallie" wheels helps support wheel vertically during clamping.
- Centering accuracy is dramatically improved with jaw contact at actual pilot diameter.
- Large range of pilot diameters are supported with a single adaptor.
- Balanced three-jaw chuck features a forged steel body, hardened bore, hardened jaw slides, hardened jaws and hardened gears.
- No spacer required in most applications.
- Installs with a 3/8" ratchet.



The TruckChuck™ balancing kit allows the operator to easily mount and check large drums for imbalance.



20-1821-2 Perfect Wheel Weight Assortment Kit

For passenger cars and light trucks.

A New Alloy Wheel Weight Assortment of Wheel Protector Coated Wheel Weights.

Uncoated lead wheel weights can damage alloy wheels. That's why coated weights have been used on new cars since 1985. Coated wheel weights will prevent discoloration and pitting and look better on the wheel. Coated weight assortment includes all you need to properly balance alloy wheels from passenger car through light truck.

Includes uncoated, coated and adhesive weights, storage unit w/label set, application info and counter cards.

Individual part numbers for wheel weights are not available through Hunter Engineering Company and must be sourced through local distribution of Perfect Equipment Company, LLC.

Shipping Weight: 219 lbs. (99.4 kg)

Wheel Weight Assortment Kit # 20-1821-2			
Part Number	Description	Size	Quantity
200624	1/4 oz. Pre-Taped Weight	3 oz.	52
300360	1/2 Pre-Taped Weight	6 oz.	30
P025	"P" Type Pass. Weight	1/4 oz.	100
P050	"P" Type Pass. Weight	1/2 oz.	100
P075	"P" Type Pass. Weight	3/4 oz.	150
P100	"P" Type Pass. Weight	1 oz.	150
P125	"P" Type Pass. Weight	1-1/4 oz.	100
P150	"P" Type Pass. Weight	1-1/2 oz.	150
P175	"P" Type Pass. Weight	1-3/4 oz.	100
P200	"P" Type Pass. Weight	2 oz.	50
P225	"P" Type Pass. Weight	2-1/4 oz.	50
P250	"P" Type Pass. Weight	2-1/2 oz.	50
T025N	"T" Truck Weight-Coated	1/4 oz.	25
T050N	"T" Truck Weight-Coated	1/2 oz.	25
T075N	"T" Truck Weight-Coated	3/4 oz.	25
T100N	"T" Truck Weight-Coated	1 oz.	25
T125N	"T" Truck Weight-Coated	1-1/4 oz.	25
T150N	"T" Truck Weight-Coated	1-1/2 oz.	12
T175N	"T" Truck Weight-Coated	1-3/4 oz.	12
T200N	"T" Truck Weight-Coated	2 oz.	12
AW025N	"AW" Type Weight-Coated	1/4 oz.	25
AW050N	"AW" Type Weight-Coated	1/2 oz.	25
AW075N	"AW" Type Weight-Coated	3/4 oz.	25
AW100N	"AW" Type Weight-Coated	1 oz.	25
AW125N	"AW" Type Weight-Coated	1-1/4 oz.	25
AW150N	"AW" Type Weight-Coated	1-1/2 oz.	12
AW175N	"AW" Type Weight-Coated	1-3/4 oz.	12
AW200N	"AW" Type Weight-Coated	2 oz.	12
MC025N	"MC" Type Weight-Coated	1/4 oz.	25
MC050N	"MC" Type Weight-Coated	1/2 oz.	25
MC075N	"MC" Type Weight-Coated	3/4 oz.	25
MC100N	"MC" Type Weight-Coated	1 oz.	25
MC125N	"MC" Type Weight-Coated	1-1/4 oz.	25
MC150N	"MC" Type Weight-Coated	1-1/2 oz.	12
MC175N	"MC" Type Weight-Coated	1-3/4 oz.	12
MC200N	"MC" Type Weight-Coated	2 oz.	12
LH025	"LH" Type Weight-Coated	1/4 oz.	25
LH050	"LH" Type Weight-Coated	1/2 oz.	25
LH075	"LH" Type Weight-Coated	3/4 oz.	25
LH100	"LH" Type Weight-Coated	1 oz.	25
LH125	"LH" Type Weight-Coated	1-1/4 oz.	25
LH150	"LH" Type Weight-Coated	1-1/2 oz.	12
LH175	"LH" Type Weight-Coated	1-3/4 oz.	12
LH200	"LH" Type Weight-Coated	2 oz.	12
IAW010	"IAW" Type-Coated	10 g.	25
IAW015	"IAW" Type-Coated	15 g.	25
IAW020	"IAW" Type-Coated	20 g.	25
IAW025	"IAW" Type-Coated	25 g.	25
IAW030	"IAW" Type-Coated	30 g.	12
IAW035	"IAW" Type-Coated	35 g.	12
IAW040	"IAW" Type-Coated	40 g.	12
EN010	"EN" Type - Coated	10 g.	25
EN015	"EN" Type - Coated	15 g.	25
EN020	"EN" Type - Coated	20 g.	25
EN025	"EN" Type - Coated	25 g.	12
EN030	"EN" Type - Coated	30 g.	12
EN035	"EN" Type - Coated	35 g.	12
EN040	"EN" Type - Coated	40 g.	12
FN010	"FN" Type - Coated	10 g.	25
FN015	"FN" Type - Coated	15 g.	25
FN020	"FN" Type - Coated	20 g.	25
FN025	"FN" Type - Coated	25 g.	12
FN030	"FN" Type - Coated	30 g.	12
FN035	"FN" Type - Coated	35 g.	12
FN040	"FN" Type - Coated	40 g.	12
CWW150E	Assortment Storage Unit, w/label set & Appl. info		1
18104	Wheel Protectors Counter Card		1

Visit our Website at www.Hunter.com

HUNTER
Engineering Company

11250 Hunter Drive, Bridgeton, MO 63044
800-448-6848 • 314-731-3020 • FAX 314-731-1776

Because of continuing technological advancements, specifications, models and options are subject to change without notice.

Dataset, HammerHead, Road Force Measurement, SmartWeight, StraightTrak and TruckChuck are trademarks of Hunter Engineering Company.