

JET-HOT
HIGH PERFORMANCE COATINGS

1 OF 1

2 LBS



DWT: 13.8,6

RS

HENRY OXLEY
17323709241
538 CHALLENGER WAY
JACKSON TOWNSHIP NJ 08527


SHIP TO:
JET-HOT NC
2611 LAVISTA DR
BURLINGTON NC 27215

NC 274 9-04



UPS GROUND

TRACKING #: 1Z W16 47E 90 3893 8635



BILLING: P/P
DESC: Returns
RETURN SERVICE



Reference No.1: 68967
Reference No.2: Standard
XOL22.12.20

NV45 51.0A 12/2022*

FOLD HERE

Instructions

UPS Electronic Return Label: View/Print Label

- 1. Ensure that there are no other tracking labels attached to your package.**
- 2. Fold the printed label at the solid line above.** Place the label in a UPS Shipping Pouch. If you do not have a pouch, affix the folded label using clear plastic shipping tape over the entire label. Take care not to cover any seams or closures.
- 3. Collection and Drop-off**
 - Schedule a same day or future day Pickup to have a UPS driver pickup all of your Internet Shipping packages.
 - Take this package to any location of The UPS Store[®], UPS Drop Box, UPS Customer Center, UPS Alliances (Office Depot[®] or Staples[®]) or Authorized Shipping Outlet near you. Items sent via UPS Returns[®] Services (including via UPS[®] Ground) are accepted at Drop Boxes, to find your closest UPS location visit www.ups.com/content/us/en/index.jsx and select Drop Off. [Drop Off Locator](#)

Daily Collection customers:

- Have your shipment(s) ready for the driver as usual.

JET-HOT
HIGH PERFORMANCE COATINGS

1 OF 1

2 LBS



DWT: 13.8,6

RS

HENRY OXLEY
17323709241
538 CHALLENGER WAY
JACKSON TOWNSHIP NJ 08527


SHIP TO:
JET-HOT NC
2611 LAVISTA DR
BURLINGTON NC 27215

NC 274 9-04



UPS GROUND

TRACKING #: 1Z W16 47E 90 3280 3246



BILLING: P/P
DESC: Returns
RETURN SERVICE



Reference No.1: 68967
Reference No.2: Standard
XOL22.12.20

NV45 51.0A 12/2022*

FOLD HERE

Instructions

UPS Electronic Return Label: View/Print Label

- 1. Ensure that there are no other tracking labels attached to your package.**
- 2. Fold the printed label at the solid line above.** Place the label in a UPS Shipping Pouch. If you do not have a pouch, affix the folded label using clear plastic shipping tape over the entire label. Take care not to cover any seams or closures.
- 3. Collection and Drop-off**
 - Schedule a same day or future day Pickup to have a UPS driver pickup all of your Internet Shipping packages.
 - Take this package to any location of The UPS Store[®], UPS Drop Box, UPS Customer Center, UPS Alliances (Office Depot[®] or Staples[®]) or Authorized Shipping Outlet near you. Items sent via UPS Returns[®] Services (including via UPS[®] Ground) are accepted at Drop Boxes, to find your closest UPS location visit www.ups.com/content/us/en/index.jsx and select Drop Off. [Drop Off Locator](#)

Daily Collection customers:

- Have your shipment(s) ready for the driver as usual.